



Heavy Lift Forklifts Pty Ltd

826 Mountain Highway Bayswater
Victoria Australia 3153

Telephone: 03 9762 4965

sales@heavyliftforklifts.com.au
www.heavyliftforklifts.com.au



2WD/4WD Rough Terrain Forklift

with capacities of 5,000 to 10,000kg

The World of Hangcha



HANGCHA be with you at every stage


Efficient, reliable solutions for your demands

STAGE V

With Hangcha you can meet all Stage V emissions standards which provides customer demands for value, innovation and performance. Designed and optimised to every engine model, our forklift truck maximises efficiency and reliability.



Powerful/
Efficient/
Reliable




DEUTZ

Technical Route:
TCI+CR+EGR+DOC+DPF



Used for Deutz engine

Interactive instrument: The instrument has CAN bus communication function. The communication protocol is compatible with CANopen and SAE J1939 standards.



CUMMINS

Technical Route:
TCI+CR+DOC+DPF+SCR



Used for CUMMINS engine

Interactive instrument: The instrument adopts LCD display with four interactive buttons, and has one CAN bus communication function. The communication protocol is compatible with SAE J1939 standards.



HANGCHA Forklift with StageV

No.	Capacity	Series	Manufacturer	Engine	Drive power	Model	Emission Std.	Transmission	Power (kw/rpm)	Service brake
1	5.0t	RT	DEUTZ	TCD 3.6 L4	Diesel	CPCD50-XW95E-RT2	EU stageV/EPA Tier 4F	China	55.4/2300	Wet brake
2	5.0t	RT	DEUTZ	TCD 3.6 L4	Diesel	CPCD50-XW95C-RT4	EU stageV/EPA Tier 4F	China	55.4/2300	Wet brake
3	7.0t	RT	CUMMINS	F3.8	Diesel	CPCD70-XH16C-RT4	EU stageV/EPA Tier 4F	China	90/2200	Wet brake
4	7.0t	RT	CUMMINS	F3.8	Diesel	CPCD70-XH16E-RT2	EU stageV/EPA Tier 4F	China	90/2200	Wet brake
5	10t	RT	CUMMINS	F3.8	Diesel	CPCD100-XH16C-RT4	EU stageV/EPA Tier 4F	China	90/2200	Wet brake

Note: Stage V applied for European Union also including Israel and Turkey

CONCEPT

HANGCHA rough terrain forklift with 2WD/4WD was developed on the basis of the XF series of Hangcha. It adopts the Deutz and Cummins engine, which is powerful and reliable, easy to maintain; It can adapt to the rugged roads in the stone market, timber market, construction sites, etc., as well as the wet and slippery roads in rain and snow.

2WD
ROUGH TERRAIN

4WD
ROUGH TERRAIN

HEAVY LIFT
FORKLIFTS

Safety


- / Thanks to the steering oil circuit and the brake oil circuit are independent of each other, thereby reducing the interference of the brake on the steering, the hydraulic braking system is very safe.
- / With the structure of brake valve plus the accumulator, it is safer and reliable.
- / The returned oil filtration device is taken as the standard configuration to extend the service life of the hydraulic elements.
- / OPS function is available for option, work is safer and reliable.

Comfort

- / With the suspension and integrated overhead guard, full-floating transmission, complex engine shock absorber and suspension seat, driving is more comfortable, and the vibration and noise of the truck can be reduced.
- / The extra foot space is provided to reduce operator fatigue significantly, non-slip step makes getting in and out easy and safe. The new designed steering wheel, new brake system and the easy-to-operate levers provide total handling operation.
- / Excellent upward visibility is provided by a large roof screen, in fact, visibility all-round is excellent.

4 drive wheel multi-gears transmission

- / The hydraulic transmission box of the multi-gear 4WD transmission electro-hydraulic commutation, with electronically controlled decoupling function (one-key switching between 4WD and 2WD), provides higher running speed and greater climbing ability.



- / 5t transmission gears are 3 in the front/1 in the back, 7t/10t transmission gears are 3 in the front/3 in the back.

Easy maintenance

- / The two-piece design makes the floorboard easy to lift and remove for access to the power train.
- / The radiator cover can be turned easily by hand to enable quick inspections or servicing.



The easy-to-open hook provides quick access to the engine compartment



The tilt angle of the mast is 15° in the front/15° in the back, which is more suitable for loading, unloading and transportation of goods in off-road conditions



Oscillating steer axle allows either wheel to step over obstacles keeping the truck and load level



To achieve maximum productivity, a rough terrain forklift operator needs to be comfortable and in control. We've created a workplace that gets the best from your operators and your machinery

Reliability

- / The reinforced truck chassis with CAE simulation software, optimized design is conducted for the tilt cylinder and steering drive axle installation.
- / Dual air filters and two-stage air filter are taken as the standard configuration to guarantee that the engine can operate for long time and under the optimal status.
- / Deutz engine adopt, "TCI+CR+EGR+DOC" technical route. Adopt EURO III B/Tier4F emission can be met, and it is energy-saving and environment-friendly; A turbo engine further enhances performance at low engine speeds for improved power and tractive effort.

Higher specification fork mounting level-IVB(5t/7t), more weight can be loaded.



The differential is specifically designed for rough terrain and features manual differential lock providing ultimate traction during inclement weather conditions and rough operating surfaces, it differential lock prevents power loose when one wheel spins.



Full-floating hydraulic drive gear box has the function of switching between 2WD and 4WD, and can provide higher run speed and stronger climbing ability;

Front tyre

Rear tyre



Productivity

The transmission system gets the maximum performance from the engine without reaching high revolutions, which provides fuel saving, noise level reduction and engine life increase.



The new Dynamic load sensing hydraulic steering system contributes to reduce loss of hydraulic and improve energy efficiency.



The new efficiency lighting system employs LED illuminant and new type reflector to reduce energy consumption, improve significantly illumination performance and prolong work time.



Wet brake offers maximum service life for your brake system.

Maneuverability

The distance to ground is 370mm, it offers greater maneuverability and keep the truck moving in the roughest of applications, and yet we keep a very low center of gravity, by using a distributed weight in the forklift, giving it an excellent stability.





5t Mast: (pneumatic)

Type	Model	Max.fork height	Overall height				Free lift		Front Overhang	Tilt range		Capacity max height Load Center 24in(600mm)	
			Lowered	Extended		Without backrest	With backrest	FWD		BWD	ISO 22915-2 Counterbalanced trucks with mast	ISO 22915-13 Rough-terrain trucks with mast	
				Without backrest	With backrest								lb(kg)
		mm	mm	mm	mm	mm	mm	mm	(°)	(°)	lb(kg)	lb(kg)	
Wide view mast	RTC50M300	3000	2685	4183	4534	160	160	735	15	15	11023(5000)	11023(5000)	
	RTC50M330	3300	2835	4483	4834	160	160	735	15	15	11023(5000)	11023(5000)	
	RTC50M350	3500	2935	4683	5034	160	160	735	15	15	11023(5000)	11023(5000)	
	RTC50M370	3700	3035	4883	5234	160	160	735	15	15	11023(5000)	11023(5000)	
	RTC50M400	4000	3185	5183	5534	160	160	735	15	15	11023(5000)	11023(5000)	
	RTC50M450	4500	3485	5685	6034	160	160	735	15	15	10472(4750)	10141(4600)	
Wide view Tilt free triplex mast	RTC50M500	5000	3735	6185	6534	160	160	735	15	15	9259(4200)	9039(4100)	
	RTC50N400	4000	2760	5470	5534	1300	1051	804	15	15	11023(5000)	11023(5000)	
	RTC50N430	4300	2850	5740	5834	1420	1141	804	15	15	10141(4600)	9921(4500)	
	RTC50N450	4500	2910	5920	6034	1500	1201	804	15	15	9480(4300)	9039(4100)	
	RTC50N480	4800	3010	6220	6334	1600	1301	804	15	15	9039(4100)	8598(3900)	
	RTC50N500	5000	3060	6399	6534	1671	1351	804	10	15	8598(3900)	7716(3500)	
	RTC50N550	5500	3260	6970	7034	1800	1551	804	10	15	7055(3200)	5732(2600)	
	RTC50N600	6000	3410	7420	7534	2000	1701	804	10	15	6173(2800)	5071(2300)	

Note: ISO 22915-2 for industrial use; ISO 22915-13 for rough terrain use.

Standard specification

- / Counterweight cover
- / Full-suspension seat
- / Dual air filters
- / High-position exhaust
- / Fuel tank cover (with lock)
- / Fan protection device
- / Rear working light
- / Alarm light
- / Emergency switch
- / Right and left reflective mirrors
- / PVC ceiling
- / Wet brake
- / Mud baffle provided with rigging hole



7t Mast: (pneumatic)

Type	Model	Max.fork height	Overall height				Free lift		Front Overhang	Tilt range		Capacity max height Load Center 24in(600mm)	
			Lowered	Extended		Without backrest	With backrest	FWD		BWD	ISO 22915-2 Counterbalanced trucks with mast	ISO 22915-13 Rough-terrain trucks with mast	
				Without backrest	With backrest								lb(kg)
		mm	mm	mm	mm	mm	mm	mm	(°)	(°)	lb(kg)	lb(kg)	
Wide view mast	RTC70M300	3000	2935	4385	4534	175	175	740	15	15	15432(7000)	15432(7000)	
	RTC70M330	3300	3095	4685	4834	175	175	740	15	15	15432(7000)	15432(7000)	
	RTC70M350	3500	3185	4885	5034	175	175	740	15	15	15432(7000)	15432(7000)	
	RTC70M370	3700	3285	5085	5234	175	175	740	15	15	15432(7000)	15432(7000)	
	RTC70M400	4000	3435	5385	5534	175	175	740	15	15	15432(7000)	15432(7000)	
	RTC70M450	4500	3735	5935	6034	175	175	740	15	15	15432(7000)	15432(7000)	
	RTC70M500	5000	3985	6435	6534	175	175	740	15	15	15432(7000)	15432(7000)	

Options

- / Front windshield and wipers
- / Cab (warm air blower and fan are available for option)
- / Solid tyre
- / Engine cover with lock
- / Engine cover with dual sound insulation cushion
- / Engine cover with lock+ dual sound insulation cushion
- / 3rd/4th/5th valve
- / Voice type reversing buzzer
- / Blue light lamp
- / Low-temperature cold start-up battery (-20°C)
- / OPS system
- / OPS system & Compatible with Sequential Seat Belt Interlock System

10t Mast: (pneumatic)

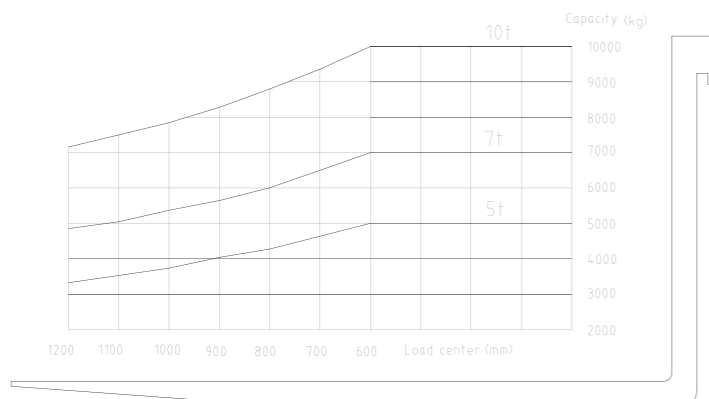
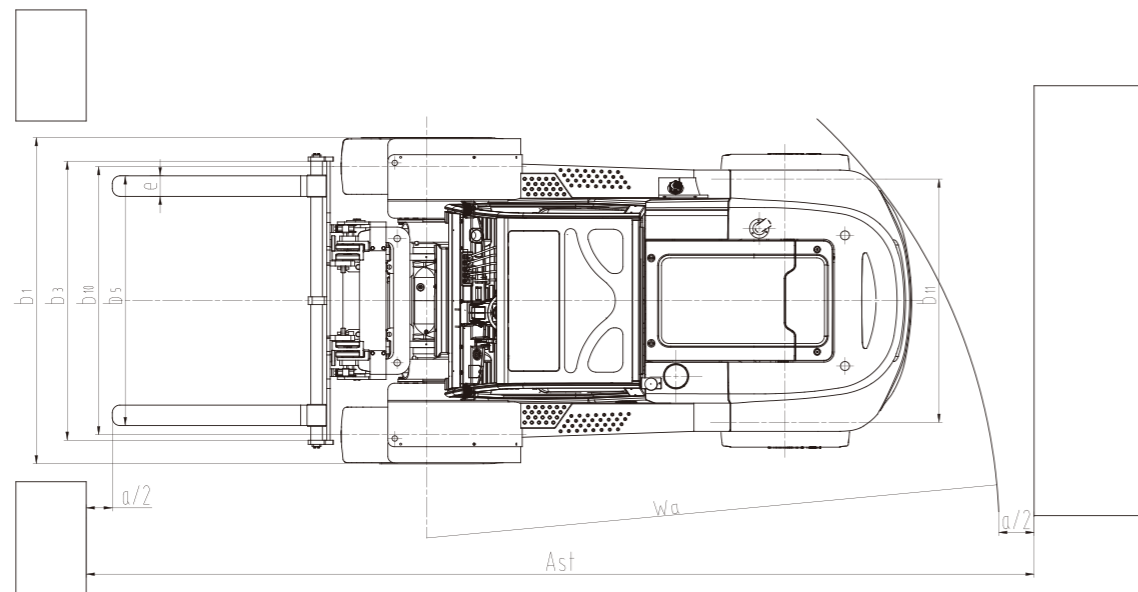
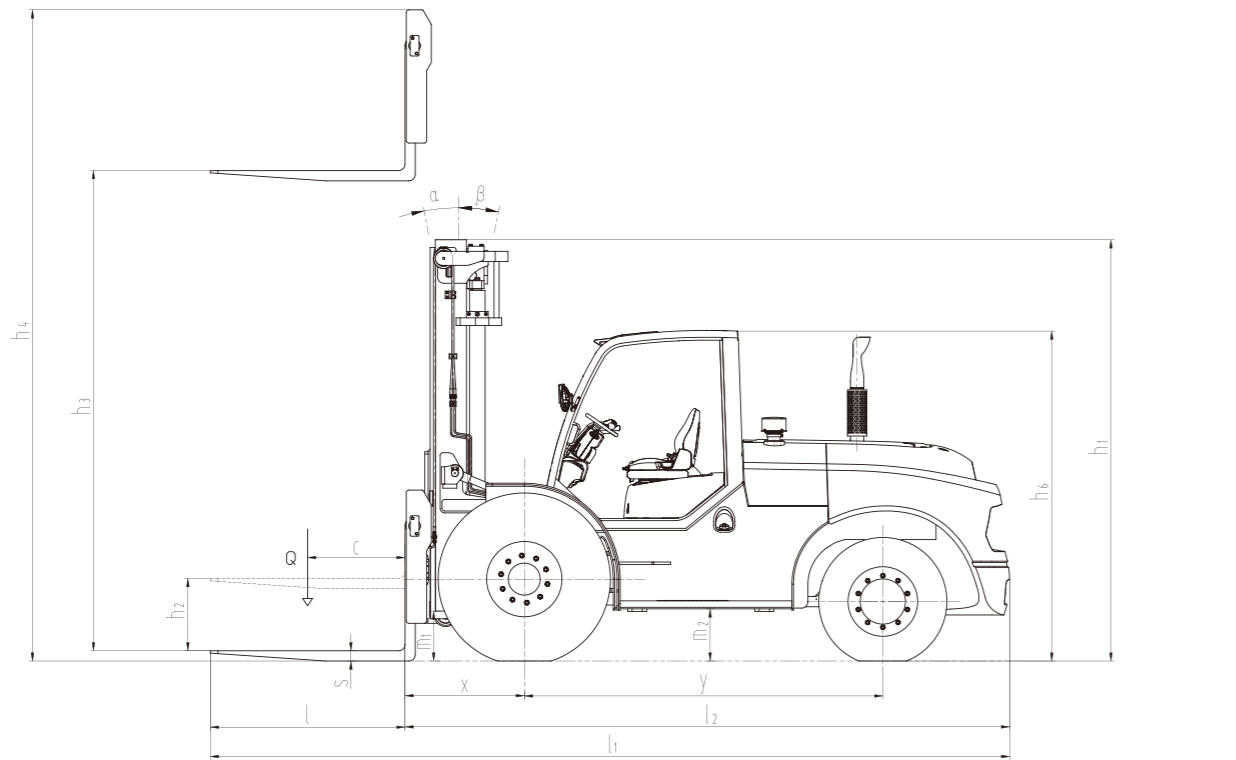
Type	Model	Max.fork height	Overall height				Free lift		Front Overhang	Tilt range		Capacity max height Load Center 24in(600mm)	
			Lowered	Extended		Without backrest	With backrest	FWD		BWD	ISO 22915-2 Counterbalanced trucks with mast	ISO 22915-13 Rough-terrain trucks with mast	
				Without backrest	With backrest								lb(kg)
		mm	mm	mm	mm	mm	mm	mm	(°)	(°)	lb(kg)	lb(kg)	
Wide view mast	RTC100M300	3000	3290	4735	/	200	/	932	15	15	22046(10000)	22046(10000)	
	RTC100M330	3300	3440	5035	/	200	/	932	15	15	22046(10000)	22046(10000)	
	RTC100M350	3500	3540	5235	/	200	/	932	15	15	22046(10000)	22046(10000)	
	RTC100M360	3600	3590	5335	/	200	/	932	15	15	22046(10000)	22046(10000)	
	RTC100M400	4000	3790	5735	/	200	/	932	15	15	22046(10000)	22046(10000)	
	RTC100M450	4500	4090	6285	/	200	/	932	15	15	22046(10000)	22046(10000)	
	RTC100M500	5000	4340	6785	/	200	/	932	15	15	22046(10000)	22046(10000)	



5.0-10t 2WD/4WD Rough Terrain Forklift



		HANGCHA GROUP CO.,LTD.														
Distinguishing mark	1.1	Manufacturer														
	1.2	Manufacturer's type designation	CPCD50-XW65C-RT4	CPCD50-XW70C-RT4	CPCD50-XW95C-RT4	CPCD50-XW65E-RT2	CPCD50-XW70E-RT2	CPCD50-XW95E-RT2	CPCD70-XH16C-RT4	CPCD70-XH16E-RT2	CPCD100-XH16C-RT4	CPCD70-XW70C-RT4	CPCD70-XW70E-RT2	CPCD100-XW70C-RT4		
	1.3	Drive: electric (battery or mains), diesel, petrol, fuel gas	Diesel	Diesel	Diesel	Diesel	Diesel	Diesel	Diesel	Diesel	Diesel	Diesel	Diesel	Diesel		
	1.4	Operator type: hand, pedestrian, standing, seated, order-picker	Seated	Seated	Seated	Seated	Seated	Seated	Seated	Seated	Seated	Seated	Seated	Seated		
	1.5	Rated capacity/rated load	Q (kg)	5000	5000	5000	5000	5000	5000	7000	7000	10000	7000	10000		
	1.6	Load centre distance	c (mm)	600	600	600	600	600	600	600	600	600	600	600		
	1.8	Load distance, centre of drive axle to fork	x (mm)	735	735	735	735	735	735	740	740	932	740	932		
	1.9	Wheelbase	y (mm)	2150	2150	2150	2150	2150	2150	2500	2500	2800	2500	2800		
	Weight	2.1	Service Weight	kg	9050	9050	9050	9050	9050	9050	9900	9900	15500	9900	15500	
2.2		Axle loading, laden front/rear	kg	12300/1750	12300/1750	12300/1750	12300/1750	12300/1750	12300/1750	15060/1940	15060/1940	22520/2980	15060/1940	22520/2980		
2.3		Axle loading, unladen front/rear	kg	4280/4770	4280/4770	4280/4770	4280/4770	4280/4770	4280/4770	4050/5850	4050/5850	6920/8580	4050/5850	6920/8580		
Tyres, chassis	3.1	Tyres: solid rubber, superelastic, pneumatic, polyurethane	Pneumatic	Pneumatic	Pneumatic	Pneumatic	Pneumatic	Pneumatic	Pneumatic	Pneumatic	Pneumatic	Pneumatic	Pneumatic	Pneumatic		
	3.2	Tyre size, front	445/65-22.5-18PR	445/65-22.5-18PR	445/65-22.5-18PR	445/65-22.5-18PR	445/65-22.5-18PR	445/65-22.5-18PR	445/65-22.5-24PR	445/65-22.5-24PR	17.5-25-36PR	445/65-22.5-24PR	445/65-22.5-24PR	17.5-25-36PR		
	3.3	Tyre size, rear	12.5/80-18-12PR	12.5/80-18-12PR	12.5/80-18-12PR	12.5/80-18-12PR	12.5/80-18-12PR	12.5/80-18-12PR	12.5/80-18-16PR	12.5/80-18-16PR	385/55-24.5-18PR	12.5/80-18-16PR	12.5/80-18-16PR	385/55-24.5-18PR		
	3.5	Wheels, number front / rear (x = driven wheels)	2x/2x	2x/2x	2x/2x	2x/2	2x/2	2x/2	2x/2x	2x/2	2x/2x	2x/2x	2x/2x	2x/2x		
	3.6	Tread, front	b10 (mm)	1660	1660	1660	1660	1660	1700	1700	2095	1700	1700	2095		
	3.7	Tread, rear	b11 (mm)	1760	1760	1760	1760	1760	1760	1760	1900	1760	1760	1900		
	Dimensions	4.1	Tilt of mast/fork carriage forward/backward	α / β (°)	15/15	15/15	15/15	15/15	15/15	15/15	15/15	15/15	15/15	15/15	15/15	
4.2		Height, mast lowered	h1 (mm)	2685	2685	2685	2685	2685	2935	2935	3290	2935	2935	3290		
4.3		Free lift	h2 (mm)	160	160	160	160	160	175	175	200	175	175	200		
4.4		Lift	h3 (mm)	3000	3000	3000	3000	3000	3000	3000	3000	3000	3000	3000		
4.5		Height, mast extended	h4 (mm)	4534	4534	4534	4534	4534	4534	4534	4735	4534	4534	4735		
4.7		Height of overhead guard (cabin)	h6 (mm)	2575	2575	2575	2575	2575	2575	2575	2575	2575	2575	2575		
4.19		Overall length	l1 (mm)	4865	4865	4865	4865	4865	5360	5360	6242	5360	5360	6242		
4.20		Length to face of forks	l2 (mm)	3665	3665	3665	3665	3665	4140	4140	4722	4140	4140	4722		
4.21		Overall width	b1 (mm)	2105	2105	2105	2105	2105	2145	2145	2550	2145	2145	2550		
4.22		Fork dimensions ISO 2331	s/e/l (mm)	60x150x1220	60x150x1220	60x150x1220	60x150x1220	60x150x1220	60x150x1220	65x150x1220	65x150x1220	80x160x1520	65x150x1220	65x150x1220	80x160x1520	
4.23		Fork carriage DIN 15 173 --- ISO 2328, class/type A,B		IVB	IVB	IVB	IVB	IVB	IVB	IVB	IVB	B	IVB	IVB	B	
4.24		Fork-carriage width	b3 (mm)	1950	1950	1950	1950	1950	1950	1950	1950	2150	1950	1950	2150	
4.25		Distance between fork-arms	b5 (mm)	300-1950	300-1950	300-1950	300-1950	300-1950	300-1950	300-1950	300-1950	440-2150	300-1950	300-1950	440-2150	
4.31		Ground clearance, laden, below mast	m1 (mm)	385	385	385	385	385	385	385	385	390	385	385	390	
4.32		Ground clearance, centre of wheelbase	m2 (mm)	370	370	370	370	370	370	387	387	424	387	387	424	
4.34		Aisle width	Ast (mm)	6305	6305	6305	6305	6305	6305	7450	6120	8392	7450	6120	8392	
4.35		Turning radius	Wa (mm)	4150	4150	4150	3550	3550	3550	5290	3960	5740	5290	3960	5740	
Performance Data	5.1	Travel speed, laden/unladen	km/h	25/25	25/25	25/25	25/25	25/25	25/25	25/25	25/25	24/24	25/25	25/25	24/24	
	5.2	Lift speed, laden	m/s	0.45/0.52	0.45/0.52	0.45/0.52	0.45/0.52	0.45/0.52	0.45/0.52	0.41/0.43	0.41/0.43	0.41/0.43	0.41/0.43	0.41/0.43	310/330	
	5.3	Lowering speed, laden	m/s	0.5/0.43	0.5/0.43	0.5/0.43	0.5/0.43	0.5/0.43	0.5/0.43	0.46/0.39	0.46/0.39	0.46/0.39	0.46/0.39	0.46/0.39	0.46/0.39	
	5.5	Drawbar pull, laden	N	85000	95000	86000	77000	82000	78000	96000/-	88000/-	97000/-	87000/-	80000/-	88000/-	
	5.7	Gradeability, laden	%	45	55	45	39	42	41	68/-	60/-	41/-	59/-	52/-	36/-	
	5.10	Service brake		Wet brake	Wet brake	Wet brake	Wet brake	Wet brake	Wet brake	Wet brake	Wet brake	Wet brake	Wet brake	Wet brake	Wet brake	
		Parking brake		Mechanical	Mechanical	Mechanical	Mechanical	Mechanical	Mechanical	Mechanical	Mechanical	Mechanical	Mechanical	Mechanical	Mechanical	
Combustion-engine	7.1	Engine manufacturer/type	DEUTZ TCD 3.6 L4	QSF3.8t3TC115	DEUTZ TCD 3.6 L4	DEUTZ TCD 3.6 L4	QSF3.8t3TC115	DEUTZ TCD 3.6 L4	CUMMINS F 3.8	CUMMINS F 3.8	CUMMINS F 3.8	CUMMINS QSF3.8t3TC115	CUMMINS QSF3.8t3TC115	CUMMINS QSF3.8t3TC115		
		Emission STD	EURO IIIB/Tier4F	EURO IIIA/GB3	EU stageV/ EPA Tier 4F	EURO IIIB/Tier4F	EURO IIIA/GB3	EU stageV/ EPA Tier 4F	EU stageV/EPA Tier 4F	EU stageV/EPA Tier 4F	EU stageV/EPA Tier 4F	EURO IIIA/GB3	EURO IIIA/GB3	EURO IIIA/GB3		
	7.2	Engine power according to DIN ISO 1585	kW/r/min	55.4/2300	86/2200	55.4/2300	55.4/2300	86/2200	55.4/2300	90/2200	90/2200	90/2200	86/2200	86/2200	86/2200	
	7.3	Max. torque	N·m/r/min	390/1300	470/1100-1700	405/1300	390/1300	470/1100-1700	405/1300	500/1500	500/1500	500/1500	470/1100-1700	470/1100-1700	470/1100-1700	
	7.10	Battery voltage/nominal capacity	V/Ah	2-12/90	2-12/90	2-12/90	2-12/90	2-12/90	2-12/90	2-12/90	2-12/90	2-12/90	2-12/90	2-12/90	2-12/90	
Addition data	10.3	Hydraulic Tank - capacity (drain & refill)	liter	115	115	115	115	115	115	115	160	115	115	160		
	10.4	Fuel tank capacity	liter	120	120	120	120	120	120	120	150	120	120	150		



2WD/4WD ROUGH TERRAIN FORKLIFT

